

Edge Airport France



Table of Contents

EN_EAF_PUB_FIDS-201707-001_PlaqTech	
{{presentation_Image_0.png}}	
Airport Manager	
FiDS	
<i>Flight Information Display System</i>	
<i>Overview</i>	
Advantages	
Flight control panel	
Individual control panel	
<i>Examples of presentation</i>	
Flight arrivals information	
Passenger guidance information	
Check-in display for South African (SA)	
Check-in display default template	
<i>Integration of Airport Manager FiDS with SSSP Samsung</i>	
Samsung Smart Signage Platform	
Easy installation with a ready-to-use solution	
SuperVision FiDS	
Edge Airport France	

EN_EAF_PUB_FIDS-201707-001_PlaqTech

Original file

{{presentation_Image_0.png}}

Airport Manager

FiDS

Flight Information Display System

1. Flight Management:
 1. seasonal flight schedules;
 2. daily expected flight lists;
 3. display all updates in real-time.
2. Display functions:
 1. domestic and international flight lists;
 2. distribution of flights by information area in the airport;
 3. customized display for airlines;
 4. multimedia animations;
 5. exporting flight information to be displayed on airport website (format XML et HTML).
3. System management:
 1. zoning and allocation of screens;
 2. monitoring display screens remotely using FiDS Supervision.

Overview

Airport Manager FIDS is a user-friendly flight information display system based on **HTML5** technology. It can be delivered with other modules of "Airport Manager" suite such as local-DCS, Cupp-T and aeronautical billing software.



Advantages

Improving the passenger experience by providing the accurate flight information in real time :
passenger service with accurate flight information:

1. multilingual displays including Chinese, Arabic, French, English, etc.;
2. exports flight information on airport website;
3. facilitates system management by using supervision functions;
4. reducing operating costs using automatically switching ON and OFF screens;

Flight control panel

1. flight information (delayed, cancelled, etc.);
2. arrival information (hall, baggage belt)
3. departure information (check-in, gates, etc.).

Individual control panel











1. sleep mode
2. baggage belt, check-in, boarding
3. flight arrivals and departures lists;

4. sequence mode (selecting pages to be displayed in a loop);
5. multimedia mode (broadcasting of videos or animations in internet format)

Examples of presentation

Flight arrivals information

Here is a sample FIDS deployed in Abidjan. It shows the planned flights in the evening and the first flight on the next day.

AERIA		ARRIVEE		08-02-2016 16:41
20:20	 HF 035	SAN PEDRO		
22:35	 TK 561	ISTANBUL (ATATURK) / COTONOU		
22:50	 HF 513	LOME		
Mardi 9 Février 2016				
00:50	 AT 533	CASABLANCA		
09:15	 ME 571	BEYROUTH / LAGOS		
10:35	 2J 507	OUAGADOUGOU / BOBO DIOULASSO		
11:40	 KQ 520	NAIROBI		
14:25	 EK 787	DUBAI / ACCRA		
15:20	 ET 907	ADDIS ABEBA / LOME		
16:15	 SN 285	BRUXELLES		

Passenger guidance information

In this example that is used in Pointe Noire, passengers are advised to follow one of three corridors leading to the boarding.

		
BRAZZAVILLE	BRAZZAVILLE	BRAZZAVILLE
Flight #	Flight #	Flight #
LC 112	ABF 714	Q8 897
Time	Time	Time
18:15	17:30	18:00
Gate	Gate	Gate
		

Check-in display for South African (SA)

FIDS allows to completely personalize the displays by airline company. It is possible to insert background images, video, scrolling text about flight information.

Numéro de vol

SA 083

Destination

JRG

via

Porte

18:00

Heure prévue

18:00



SOUTH AFRICAN AIRWAYS

ECONOMY

Check-In

STAR ALLIANCE



Check-in display default template

When there are no images or any special instructions provided by airlines, here is what is displayed by default:



**KP 018
BAMAKO**

17:20

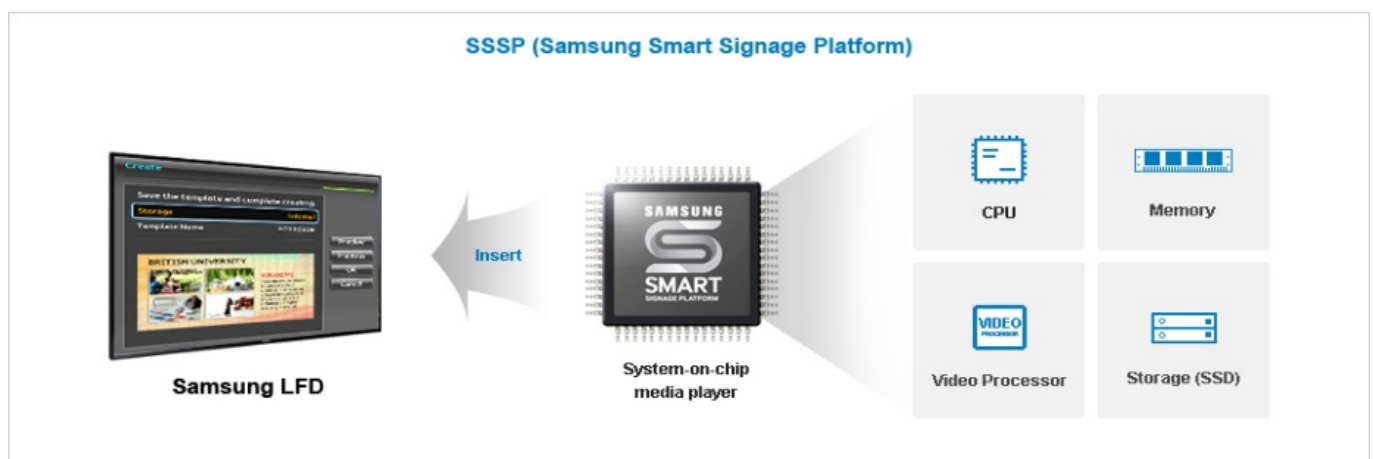
Business


HAND BAGGAGE: 10 KG

Integration of Airport Manager FiDS with SSSP Samsung

Samsung Smart Signage Platform

The SSSP platform provides all-in-one solution that integrates a media player and PC with display management software. Equipped with powerful quad-core embedded System-on-Chip (SoC), the 2nd Generation Samsung Smart Signage Platform (SSSP) is much more enhanced with robust functionalities than ever.





An **all-in-one solution** to offer a new display experience.

The “Samsung Smart Signage Platform” (SSSP) display solution is integrated in Samsung monitors, offering the power of a quad-core processor to use our different display solutions.

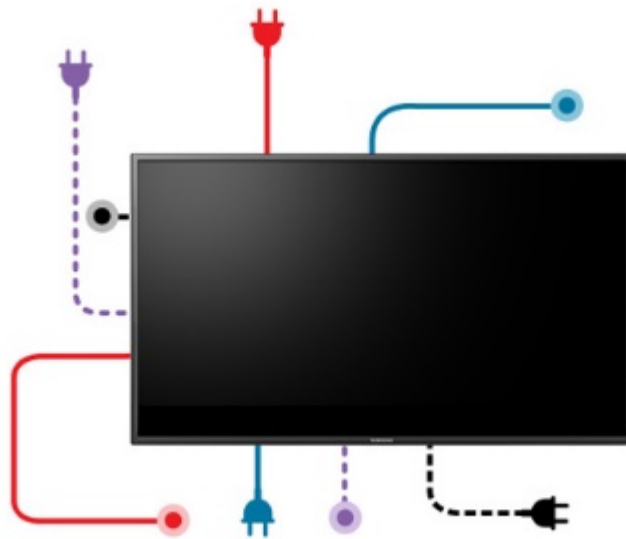
This new feature eliminates the need for an external PC while reducing the constraints of installation and maintenance. Using our FIDS, you can create, plan, and deploy your content effortlessly

Multiple types of content can be displayed simultaneously and continuously through quad-core processor, and 8GB to 16GB of storage.



Easy installation with a ready-to-use solution

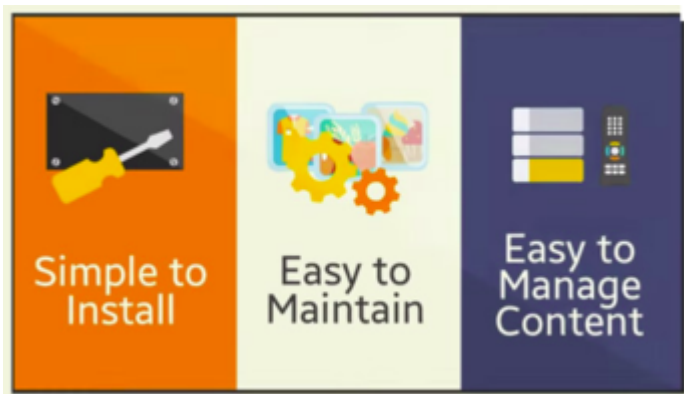
By integrating the media player into our solutions, SSSP technology allows for simple product integration and eliminates the costs of heavy installation. Finally, you no longer need an external PC or display software, which represents a real saving on your management fees and the purchase of the monitor.



With SSSP you only need two cables to operate a Samsung monitor: a power cable and an RJ-45 cable.

Save money with an all-in-one Edge-Airport FIDS solution

Including all the elements necessary to achieve dynamic professional displays, Edge-airport solution significantly reduces costs by eliminating the need for an external PC and display software.



Our simple access solution allows airport to save costs for only few people are required to administer the system.

Lastly, by opting for all-in-one solution, you also save your energy consumption.

SuperVision FiDS



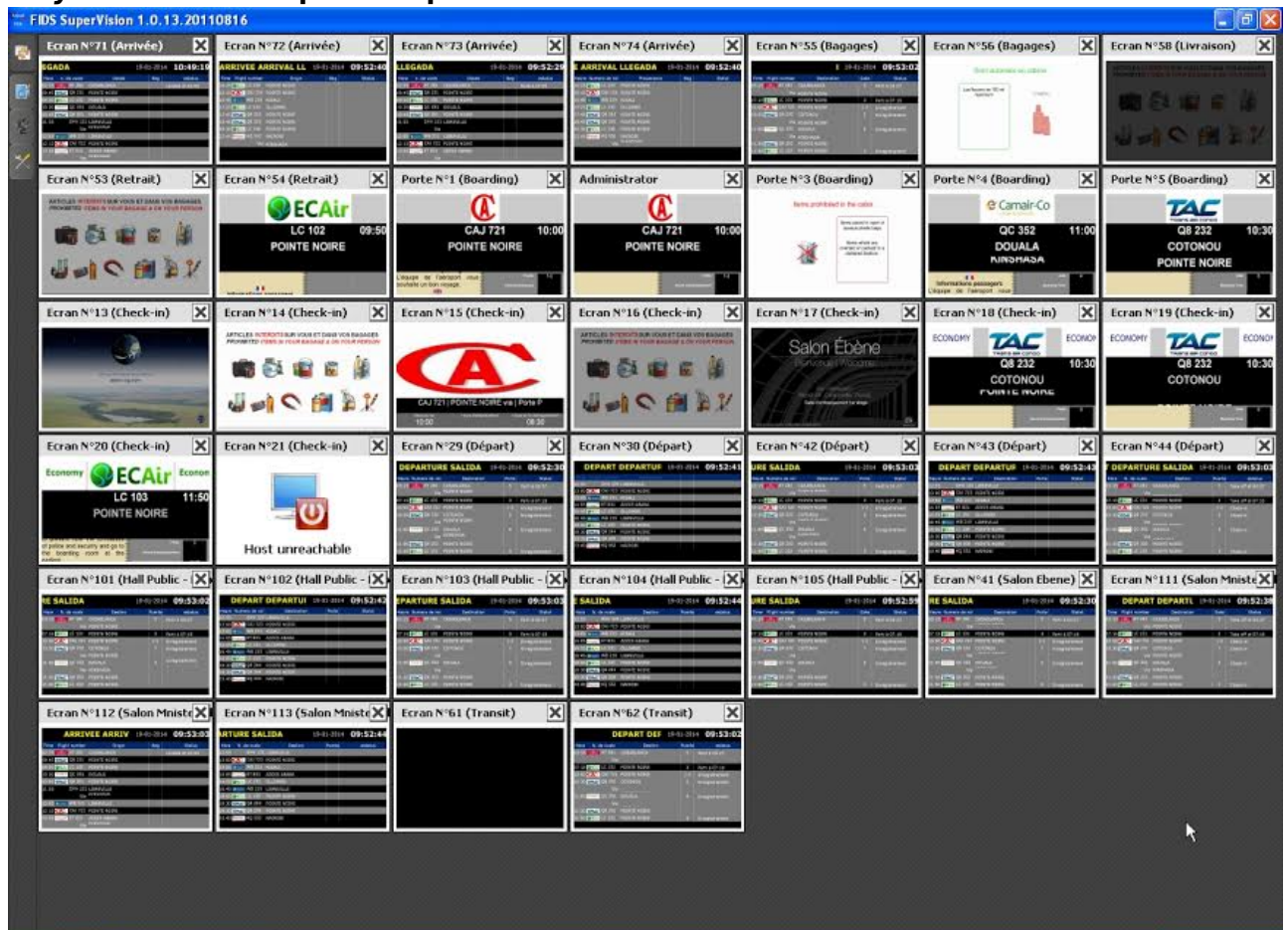
SuperVision allows real-time visualization of what is being displayed on screen allowing you to supervise all of the workstations and the display systems.

Compatible with Samsung SOC technology and Windows Player

The application, can take control of each screen and complete the following operations:

1. stop / start;
2. reboot;
3. online indication;
4. visualisation temps réel ;
5. CUP and RAM usage;
6. Programmable switch ON/ OFF times* ;
7. remote control function* ;
8. command line support ***Solely on SOC Samsung technology ** Solely on Windows**

Player. ==== Example of supervision FIDS screen ====



SuperVision allows administration of several platforms. It can be used in two modes for Edge-airport solutions: - supervision of the Cupp-T system (IATA CUPPS platform); - . supervision for FIDS , flight information display system.

From:

<https://oldwiki.embross-airport-services.com/> - Documentation Embross (ex Edge Airport)

Permanent link:

<https://oldwiki.embross-airport-services.com/doku.php?id=en:solutions:fidsmenu:presentation&rev=1504795270>

Last update: 07/09/2017 16:41

Edge Airport France

Airport Manager Solutions

Phone: +33 553 801 366

Service commercial : contact@edge-airport.com

Support technique : support@edge-airport.com

Edge Airport France SAS au capital de 150 000 €

RCS Bergerac 529 125 346 Les Lèches TVA : FR53529125346 / EORI : FR52912534600039

Tel : +33(0)553 801 366 contact@edge-airport.com www.edge-airport.com